

# INSIDER

Custom Install Magazine

Issue 2 | Spring 2018



## Creative Solutions

Discreet audio enhances  
a Tel Aviv home cinema

## Latest Products

New innovations fresh  
from the design studio

## Shop Sound

Engaging audio at a  
Canadian furniture store



# Custom Install SPEAKERS & ELECTRONICS

By choosing Monitor Audio Custom Install products, you're securing the utterly desirable combination of reliability, seamless integration and superior sound quality, backed by decades of design innovation and award success.

[monitoraudio.com](http://monitoraudio.com)



## Welcome to this issue of Insider

This season, we've put together a collection of inspiring projects to show you from around the world, from a modern smart home in Israel to a contemporary furniture store in Canada.

In this issue, we've also got an exciting look at a few new products that can help achieve discreet audio throughout any project using new innovative ideas fresh from our own design studio.

Also, we've got exciting news about our addition to The Cinema Designer. You'll now be able to use Monitor Audio products in the industry leading online room designing tool.

If you'd like to know more information about the speakers and audio electronics featured in this magazine, the Custom Install Product Guide is the perfect way to get all of the details you'll need. Go to the back of the magazine for more information.

Alex Emson  
Director of Global Sales & Marketing

### We'd love to read your feedback

- [marketing@monitoraudio.com](mailto:marketing@monitoraudio.com)
- [facebook.com/monitoraudio](https://facebook.com/monitoraudio)
- [@monitoraudio](https://twitter.com/monitoraudio)



CEDIA MEMBER

[monitoraudio.com](http://monitoraudio.com)

## In This Issue



### Page 4 Designed For Sound

This Tel Aviv home gets a home cinema enhancement with Monitor Audio.



### Page 8 New To Custom Install

The latest breakthrough products from the design studio at Monitor Audio.



### Page 12 Retail Therapy

An installer brings smart audio to a furniture store in Canada.



### Page 14 Wine and Dine


A Johannesburg restaurant gets the Monitor Audio treatment.

# SILVER SCREEN

---

The talented team at InTech found unique solutions for building a powerful home cinema into their recent smart home installation in Tel Aviv, along with an array of other Custom Install speakers throughout this modern home.






## Amazing Space

This new, ultra modern home in the Mediterranean city of Tel Aviv features advanced audio throughout the house, inside and out.

The home cinema / bar uses a creative mixture of our floorstanding **Silver 10** speakers, with a **SoundFrame 2**, **C265-FX** In-Ceiling speakers and a **Silver W12** Subwoofer.

On the poolside terrace, a pair of **Climate 60** speakers were installed in the dining area.



Tel Aviv, Israel

**Credits**  
Installer: InTech | in-tech.co.il

## Featured Products



Silver 10  
Floorstander



SoundFrame 2  
In-Wall Speaker



C265-FX In-Ceiling  
Speaker



Silver W12  
Subwoofer



Climate 60  
Speaker

### Did you know?

The Silver 10 has now been succeeded by the new Silver 500.





### Creating the home cinema

Two **Silver 10** Floorstanders are used as the left and right channels, the centre channel uses our **SoundFrame 2** In-Wall speaker with a **Silver W-12** subwoofer, all hidden behind a fabric wall.

**C265-FX** speakers are used for the rear and side channels to complete the 7.1 surround.





# BEAUTIFULLY DISCREET

The new Flush Fit CF230 is one of Monitor Audio's most visually discreet speaker systems, providing an abundance of possibilities for integrators, architects and installers.

Choose from a beautifully flush fit or discreet, trimless retrofit. Round and square grille options are on offer, while further choice is provided by the option of ceiling mounting or fitting into a standard stud wall construction.

Used on its own, or in multiples, the CF230 presents beautiful sounding audio from its specially designed coincident driver. Featuring Monitor Audio's innovative C-CAM metal cone technology and housing both the bass/mid-range driver and tweeter within a single assembly unit, the result is superb quality sound from an incredibly compact driver.

In a pre-construction set-up, the **CFB3-R** and **CFB3-SQ** brackets enable a seamless, flush fit appearance. You get clean lines, with no shadow-creating edges. You can paint the grille to match the ceiling so the speaker disappears even further into the background.

The **CFB3-KIT** retrofit installation kit cleverly provides a firm fixing behind plasterboard/sheetrock and requires just three screws to complete the fit.

CF230 is available to purchase now.



# NEW TO CUSTOM INSTALL


Take a look at the latest products we've just added to our Custom Install range. All of the products featured provide intuitive design to give even greater flexibility for architects and installers.



CFB3-R



CFB3-SQ



CFB3-KIT



## Turn up the bass

Monitor Audio's new **ICS-8** subwoofer (below) enables system-enhancing bass from the most visually discreet of settings.

Developed primarily to complement the Monitor Audio CF230 speaker system, the ICS-8 fits into ceiling and wall cavities and under floors, enhancing the CF230 driver array and providing punchy bass from 40 Hz to 120 Hz.

The ICS-8 subwoofer further demonstrates Monitor Audio's commitment to designing and building discreet speaker systems which deliver on all three fronts – fit, finish, and performance.

The CFB3-R or CFB3-SQ brackets are required for installation.



# SLIMMEST IN-WALLS

The Monitor Audio Super Slim In-Wall range opens up a whole host of new speaker placement opportunities.

Comprising three models, each of which brings an incredibly slim depth of only 50 mm (2").

This shallow reach means that, where previously speaker installation was prohibitive, options appear, creating new prospects and fresh design approaches.

All three models feature three bass/mid-range drivers plus one tweeter, smartly designed to enable the performance of significantly larger monitor.

The **WSS130** is the entry-point, likely to find itself in many general home theatre and music applications.

The mid-point **WSS230**, offers a step-up in performance – additions here include our famed C-CAM metal drivers – and comes to the fore in set-ups where even more critical music reproduction is required.

The **WSS430** flagship maintains its siblings' shallow depth – all three feature identical footprints – and offers supreme audio performance, drawing on design principles, and materials, from our flagship Platinum II speakers.



WSS130

WSS230

WSS430



# LISTEN EVERYWHERE

Vecta **V240** is a stylish new architectural addition to the Weather Resistant range, offering incredible versatility and simple installation; where other speaker choices would prove impractical.

It's been designed for quick and easy installation using the cleverly designed mounting brackets and single point, automatic connection system.


Whilst V240 would not be out of place in the most up-market restaurants or bars, it's also designed to be all-weather and withstand extreme environmental exposure with an IP55 rating. The V240 will be available in both white and black finishes.

Interior and exterior areas can therefore be covered by selecting the same speaker throughout the entire install, whether it's a domestic or commercial application.

The curvy tapered back cabinet has been designed to be installed seamlessly under eaves or vertical corners of a wall, creating a stealthy and edgeless appearance.

It can be mounted both horizontally or vertically when specified with either the straight wall mount bracket V-MOUNT (with optional wedge) or corner mount bracket V-CORNER.

### Available Mount Options



V-MOUNT

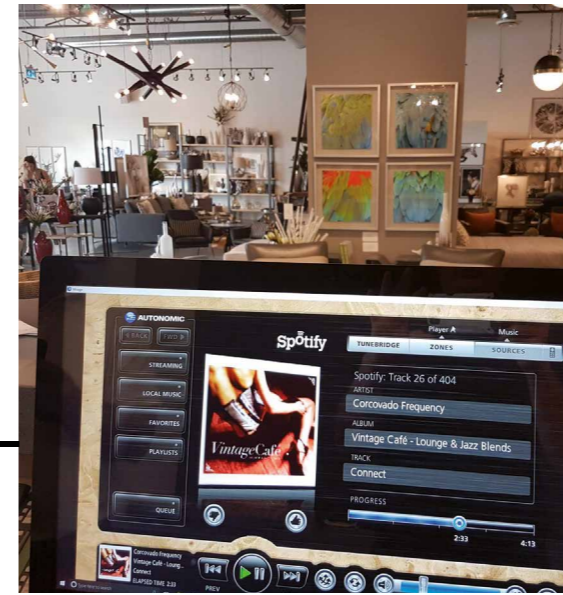
V-CORNER



Watch Installation Video

# RETAIL THERAPY

Ontario furniture retailer Niche Decor enhanced their in-store experience with high-quality audio, installed around the showroom by EQ Audio Video.



## Shopping List

Our In-Wall **W380-IDC** speakers were built discreetly into the room sets around the store, delivering directed audio to each space.

Two **Climate 50** On-Wall speakers line the rear wall with audio, that blends in with the white paint work.

This is all tied together with a smart control system in the checkout area.



Ontario, Canada

## Featured Products



W380-IDC In-Wall Speakers



Climate 50 Speakers

Credits  
Installer: EQ Audio Video  
eqaudio.ca

# WINE AND DINE



The Marble restaurant in Johannesburg - featured in our last issue - has expanded into a new dining room/delicatessen called The Butchery.

Panavision, who previously worked on Marble, installed our **Climate 60** speakers in the bar and merchandise area of the restaurant, delivering a sophisticated sound into the space.

## Featured Product

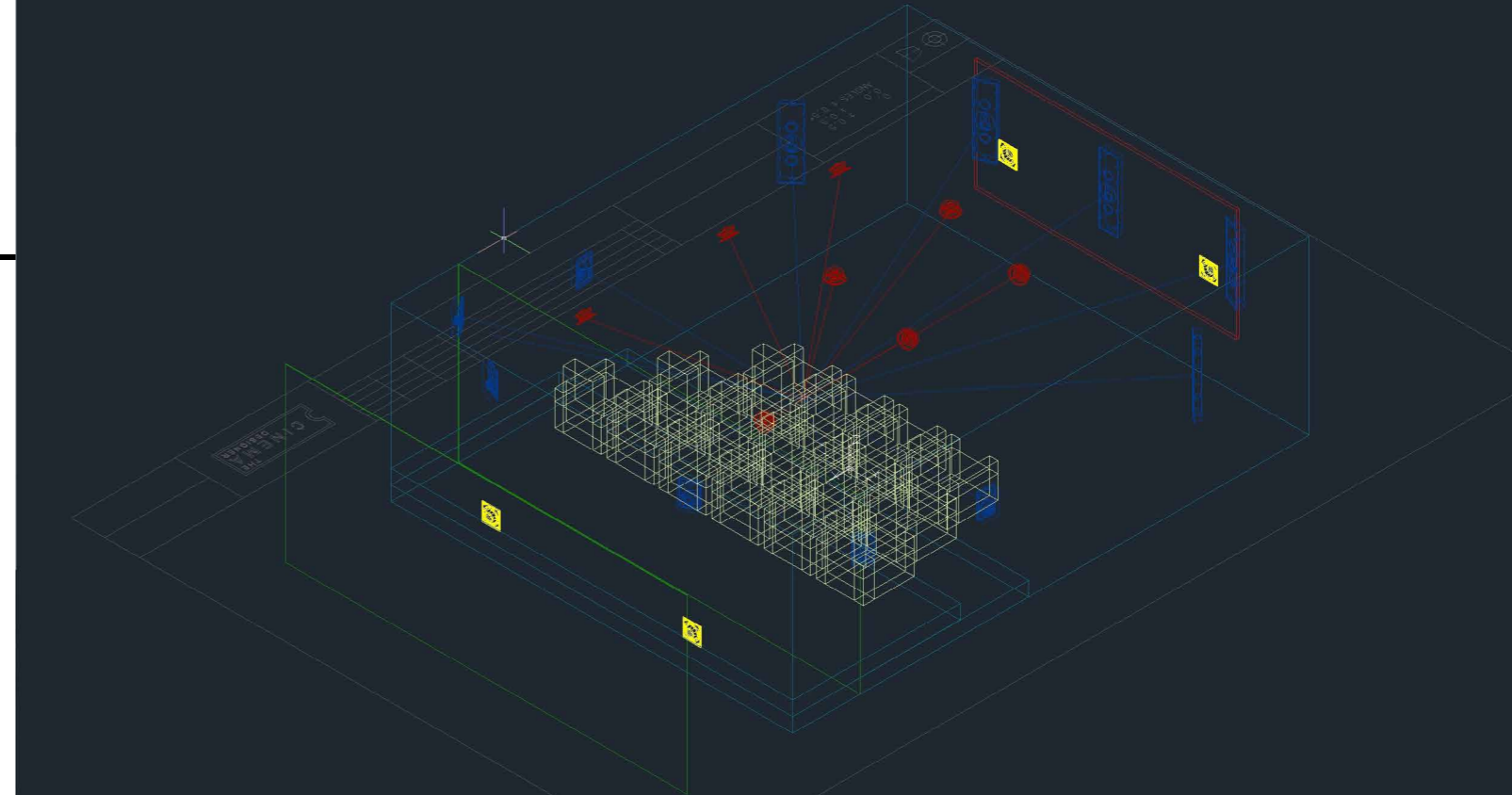


Climate 60 Speakers



Johannesburg, South Africa

Credits  
Installers: Panavision SA  
panavision.co.za



## WE'RE NOW FEATURED IN THE CINEMA DESIGNER



Monitor Audio is pleased to announce that its products are available within home theatre design software The Cinema Designer. The online tool features a manufacturer database, allowing any home cinema installer, designer or dealer anywhere in the world to design technically accurate home cinemas and media rooms using the Monitor Audio's wide range of loudspeakers, subwoofers and amplifiers.

TCD users can confidently design technically accurate 32 channel count Dolby Atmos and DTS:X home cinemas using Monitor Audio's products; TCD will calculate the exact speaker placements in seconds.

TCD eliminates the guesswork when it comes to placing all the required loudspeakers accurately in a room in a way that is relative to the listening area, while eliminating equipment combinations that simply won't work. In fact, using TCD is the only way home technology professionals can accurately design technically perfect high spatial resolution home theatres in minutes.

Users can quickly and easily get to a standards-based, scientifically designed set of drawings, complete with information about the performance that should be expected from their particular combination of speakers and amplifiers.

Installers are required to create a TCD account to start designing home cinemas.

Learn more about The Cinema Designer and see the entire list of products available to use on the Monitor Audio Blog or at [thecinemadesigner.com](http://thecinemadesigner.com)

## Find out more about Monitor Audio Custom Install



### Visit

[monitoraudio.com](http://monitoraudio.com) for product information, to find your local dealer and to sign up for our newsletter.



### Download

the **Custom Install Product Guide** from our website or pick one up at your local dealer.



### Share

your custom installation with us on **Facebook, Twitter and Instagram** for a chance to be in our next issue.  
[@monitoraudio](https://www.facebook.com/monitoraudio) #monitoraudio





**Monitor Audio**

24 Brook Road, Rayleigh

Essex, SS6 7XJ, UK

+44 (0)1268 740 580

info@monitoraudio.com

**monitoraudio.com**

**Please Note:**

Some products used in the installations featured have since been refreshed / renamed. Older models included a "T" in their product name: e.g. CT265 has changed to C265.